

Institution: University of South Florida-St. Petersburg Campus (448840)
 User ID: P4488402

2YHUYLHZ

,3('6 6WXGHQW)LQDQFLDO \$LG &RPSRQHQW 2YHUYLHZ
 3XEOLF \$FDGHP LF 5HSRUWHUV

Welcome to the Student Financial Aid (SFA) component of the U.S. Department of Education's Integrated Postsecondary Education Data System (IPEDS). The purpose of the SFA component is to collect information about financial aid provided to various groups of undergraduate students at your institution.

&KDQJHV WR 7KLV <HDU¶V 6)\$ &RPSRQHQW

SFA is now part of the Winter collection. The Winter collection will close for keyholders on February 8, 2012.

In Part E, an additional column will collect the number of students in Group 4 who were awarded any Title IV grant aid, by income categories.

For reporting grant or scholarship aid, institutions should report "aid awarded" rather than "aid received" or "aid awarded and accepted." The amount awarded may be different from the amount that was actually disbursed to students. There is no change to how loans to students should be reported. Institutions should continue to report on loans that were awarded to and accepted by the student.

Veterans education benefits should no longer be reported in SFA, as they are no longer considered Estimated Financial Assistance for Federal Student Aid purposes.

'DWD 5HSRUWLQJ 5HPLQGHUV

*URXS V

Throughout this component, you will be asked to report information for different groups of students.

*URXS All undergraduate students

*URXS Of Group 1, full-time, first-time degree/certificate-seeking students

*URXS Of Group 2, students who paid the in-state/in-district tuition rate and were awarded any grant/scholarship aid from the federal government, state/local government, or the institution

*URXS Of Group 2, students who paid the in-state/in-district tuition rate and were awarded any Title IV federal student aid

Consult the instructions and screens to make sure you are reporting the correct aid amounts for the correct groups of students.

&ROOHJH \$IIRUGDELQW\ DQG 7UDQVSDUHQF\ /LVWV

Net price amounts calculated in SFA will be used to populate the Department's College Affordability and Transparency lists.

,QWHUDFWLYH (GLWV DQG (UURU 0HVVDJHV

SFA contains interactive edits that will check for blank fields, invalid values, or values that fall outside expected ranges. Some error messages will require you to confirm or explain the values that you entered. Some error messages are fatal and will require you to contact the IPEDS Help Desk at 1-877-225-2568 for resolution.

&RQWH[W %R[HV

You will find optional text boxes throughout SFA. Context boxes allow you to provide more information about the data you enter. Some of these context boxes may be made available to the public on College Navigator, so make sure that the information you enter can be understood easily by students, parents, and the general public.

5 H V R X U F H V

To download the survey materials for this component: [Survey Materials](#)

To access your prior year data submission for this component: [Reported Data](#)




If you have questions about completing this component, please contact the , 3 (' 6 + H O S ' H V N D W

3DUW \$

3DUW \$ (VWDEOLVK <RXU *URXSV

Part A establishes the number of students in various groups. Note that the numbers on this screen will be carried forward to other parts of the Student Financial Aid component.

,Q WKH ILHOGV EHZR UHSRUW WKH QXPEHU RI VWXGHWV LQ HDFK RI WKH IROORZLQJ JURXS

	)DOO	<285 35,25 <(\$5 '\$7\$)DOO
*URXS All undergraduate students		
*URXS Of those in Group 1, those who are full-time, first-time degree/certificate-seeking		
		

3DUW %

3DUW % (QWHU ,QIRUPDWLRQ \$ERXW *URXS

Part B includes information about Group 1. Group 1 students are all undergraduate students enrolled in Fall 2010.

For this part, report:

)RU 7KHVH 6WXGHQWV)ROORZLQJ 7\SH V RI \$DZDUGHG LQ 7KLV 3HULRG

All undergraduate students enrolled in Fall 2010	Grant or scholarship aid from the federal government Grant or scholarship aid from state/local government Grant or scholarship from the institution Grant or scholarship aid from other sources known to the institution Loans to students from the federal government	Any time during academic year 2010-11
--	--	---------------------------------------

,Q WKH ILHOGV EHZRZ UHSRUW WKH QXPEHU RI *URXS VWXGHQWV DQG WKH WRWDO DPRXQW RI DLG DZDUGHG VWXGHQWV IRU HDFK W\SH RI DLG

,QIRUPDWLRQ IURP 3DUW \$)DOO
*URXS	3,402
All undergraduate students (This number is carried forward from Part A, Line 01.)	

\$LG 7\SH			
	1XPEHU RI *URXS SHUFHQWDJH WRWDO DPRXQW \$YHULLJH VWXGHQWV ZKR ZHURXS DZDUGHG WR *URXS QW RI DZDUGHG DLG VWXGHQWV ZKRVWXGHQWV DLG DZDUGHG ZHUH DZDUGHG DLG	64	5,357
Grant or scholarship aid from the federal government, state/local government, the institution, and other sources known to the institution			

3DUW & 3DJH

3DUW & 3DJH (QWHU ,QIRUPDWLRQ DERXW *URXS

Part C includes information about Group 2. Group 2 students are all full-time, first-time degree/certificate-seeking undergraduate students enrolled in Fall 2010.

,Q WKH ILHOGV EHZRZ UHSRUW WKH QXPEHU RI *URXS VWXGHQWV SD\LQJ LQ GLVWULFW LQ VWDWH DQG RXW UDWHV ,I \RXU LQVWLWXWLRQ GRHV QRW RIIHU GLIIHUHQW UDWHV UHSRUW DOO VWXGHQWV DV SD\LQJ LQ VWDW

,QIRUPDWLRQ IURP 3DUW \$)DOO 465

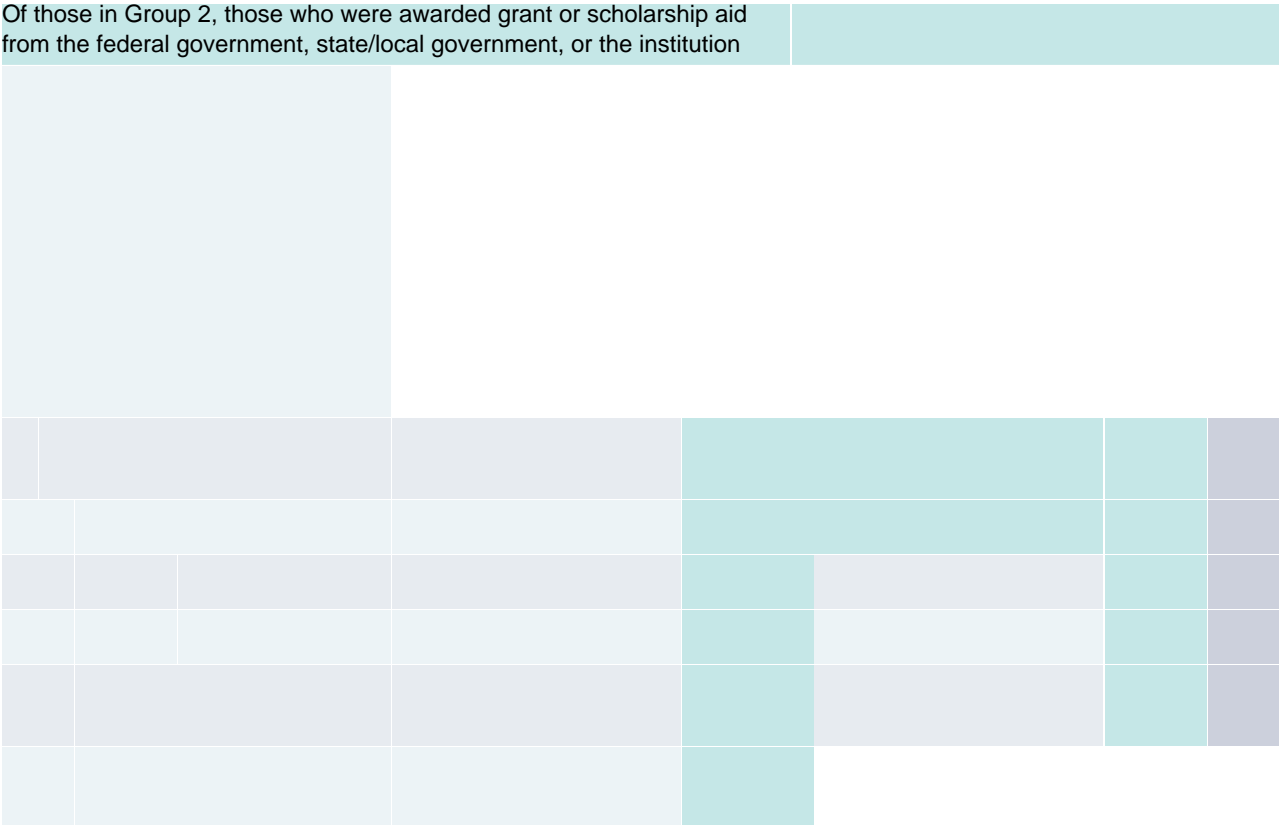
*URXS Full-time, first-time degree/certificate-seeking undergraduates (This number is carried forward from Part A, Line 02)

*URXS students: < 285 35,25 < (\$5 '\$7\$

)DOO)DOO 1XPEHU RI *URXS SHUFHQW DJH RI VWXGHQWV *URXS VWXGHQWV VWXGHQWV VWXGHQWV

D paying in-district tuition rates	0	0	
E paying in-state tuition rates	452	97	
F paying out-of-state tuition rates	13	3	
G Unknown (calculated value) This value is calculated using the following formula: [A02-(C01a+C01b+C01c)]	0	0	

Of those in Group 2, those who were awarded grant or scholarship aid from the federal government, state/local government, or the institution



3DUW'

3DUW' (QWHU , QIRUPDWLRQ DERXW *URXS

Part D includes financial aid information about Group 3. Group 3 students are all full-time, first-time degree/certificate-seeking

--	--

	This value is calculated using the following formula: [A03-(D01a+D01b+D01c)]			
5 HSRUW WKH WRWDO DPRXOW RI UUDOW RI VFKRODUVKLS DLG IURP W JRYHUQPHQW VWDWH ORFDO JRYHUQPHQW RU WKH LQVWLWXWLRQ DZDUGHG WR *URXS VWXGHQWV		2,442,821	2,399,540	1,735,768
Average grant or scholarship aid from the federal government, state/local government, or the institution awarded to Group 3 students (calculated value). This value is calculated using the following formula: [D02/A03]		5,577	5,116	5,105
<RX PD\ XVH WKH VSDFH EHORZ WR SURYLGH FRQWH[W IRU WKH GDWD \RX YH UHSRUWHG DERYH				

3DUW (± (QWHU , QIRUPDWLRQ DERXW *URXS

Part E includes financial aid information about Group 4. Group 4 students are all full-time, first-time degree/certificate-seeking undergraduate students enrolled in Fall 2010 who paid the in-state or in-district tuition rate and were awarded any Title IV federal student aid, including federal grants or federal student loans. The information you report in this part will be used in Part G to calculate average institutional net price by income level.

For this part, report:

)RU 7KHVH 6WXGHQWV 7KH)ROORZLQJ 7\SH V RI \$LG \$ZDUGHG LQ 7KLV 3HULRG	
Full-time, first-time, degree/certificate-seeking undergraduate students enrolled in Fall 2010 who paid the in-state or in-district tuition rate and were awarded any Title IV federal student aid	Grant or scholarship aid from the federal government Grant or scholarship aid from state/local government Grant or scholarship from the institution Do <u>not</u> include grant or scholarship aid from private or other sources Do <u>not</u> include loans amounts Do <u>not</u> include Federal Work Study amounts
	Any time during academic year 2010-11

, Q WKH ILHOGV EHZR UHSRUW WKH QXPEHU RI *URXS VWXGHQWV ZLWK HDFK W\SH RI OLYLQJ DUUDQJHPHQW D IURP WKH IHGHUDO JRYHUQPHQW VWDWH ORFDO JRYHUQPHQW RU WKH LQVWLWXWLRQ DZDUGHG WR WKHVH VWX

, QIRUPDWLRQ IURP 3DUW \$ *URXS		258		
Full-time, first-time degree/certificate-seeking undergraduate students who paid the in-state or in-district tuition rate and were awarded any Title IV federal student aid (This number is carried forward from Part A, Line 04)			222	179
5HSRUW WKH QXPEHU RI *URXS VWX OLYLQJ DUUDQJHPHQWV			< 285 35,25 < (\$5 '\$7\$	< 285 35,25 < (\$5 '\$7\$
D	On-campus	188	134	111
E	Off-campus (with family)	38	51	37
F	Off-campus (not with family)	20	17	13
G	Unknown (calculated) This value is calculated using the formula: [A04-(E01a+E01b+E01c)]	12	20	18

1XPEHU RI *URXS XPEHU RI *URXS SWDO DPRXQW \$YHJUDQW R XQW RI JUDQW VWXGHQWV ZKRVH VWXGHQWV ZKRVH UDUKLS DLGR DZDUGHG UDUKLS DLG DZDUGHG DQ\ 7LW DZDUGHG DQ\ 7LW OHRXS VWXGHQWV IURP WKH JUDQW DLG WKH IROORZLQJ VWXGHQWV IURP WKH WKH IHGHUDO JRYHUQPHQW VRXUFHV WKH VWDWH ORFDO JRYHUQPHQW YHUQPHQW RU WKH LQVWLWXWLRQ ORFDO JRYHUQPHQW RU WKH LQVWLWXWLRQ

, QFRPH OHYHO					
D		79	78	944,014	11,950
E		49	48	460,317	9,394

Yes

No



<RX PD\ XVH WKH VSDFH EHORZ WR SURYLGH FRQWH[W IRU WKHVH GDWD 7KVVH FRQWH[W QRWHV PD\ EH SRV
&ROOHJH 1DYLJDWRU ZHEVLWH DQG VKRXOG EH ZULWWHQ WR EH XQGHUVWRRG E\ VWXGHWV DQG SDUHQWV

6XPPDU\

,3('6 6WXGHQW)LQDQFLDO \$LG 6)\$ 6XUYH\ 6XPPDU\

IPEDS collects important information regarding your institution. All data reported in IPEDS survey components become available in the IPEDS Data Center and appear as aggregated data in various Department of Education reports. Additionally, some of the reported data appears specifically for your institution through the College Navigator website and is included in your institution's Data Feedback Report (DFR). The purpose of this summary is to provide you an opportunity to view some of the data that, when accepted through the IPEDS quality control process, will appear on the College Navigator website and/or your DFR. College Navigator is updated approximately three months after the data collection period closes and Data Feedback Reports will be available through the ExPT and sent to your institution's CEO in November 2012.

Please review your data for accuracy. If you have questions about the data displayed below after reviewing the data reported on the survey screens, please contact the IPEDS Help Desk at: 1-877-225-2568 or ipedshelp@rti.org.

Total grant aid received by all undergraduate students	\$11,577,000
Number of undergraduate students who received a Pell Grant	1,199
Percentage of FTFT students receiving any financial aid	98%

	Percentage of FTFT	t
	?	

--	--	--

--	--	--

--	--	--

--	--	--




--	--	--

--	--	--

--	--	--

--	--	--

--	--	--



Screen Entry	The total number of Group 4 students who were awarded any Title IV grant aid across all income levels is outside of the expected range based on the prior year value. Please fix or explain. (Error # 7334)			Back to survey data
Reason:	More students receiving aid			

Screen Entry You reported in Part C, Line 2 that you have students who were awarded Title IV grant aid during

--	--	--	--	--