

Overview


**Finance Overview**

**Purpose**

**Resources:**















--	--	--	--

--	--	--	--



--	--	--	--





--	--	--	--

--	--	--	--

--	--	--	--

--	--	--	--
















Part C-2 - Expenses by Natural Classification

Fiscal Year: July 1, 2016 - June 30, 2017

Line No.	Expense: Natural Classifications	Total Amount	Prior year amount
	_____		32,368,172
	_____	<input type="text"/>	7,832,321
	_____	<input type="text"/>	8,412,743
	_____	<input type="text"/>	2,611,264
	_____	<input type="text"/>	0
	_____		25,081,089
	<b>Total Expenses and Deductions (from Part C-1, Line 19)</b>		<b>76,305,589</b>
	_____		4,113
			18,552

You may use the space below to provide context for the data you've reported above.



Part H - Details of Endowment Assets

Fiscal Year: July 1, 2016 - June 30, 2017

Line No.	Value of Endowment Assets	Market Value	Prior Year Amounts
	_____	<input type="text"/>	19,139,297
	_____	<input type="text"/>	18,396,404

You may use the space below to provide context for the data you've reported above.















